

*State of the art ingredients · fast friendly service*

**Clays and Skin Care:**

The human body is made up with 4% minerals which are vital for its function and maintenance. NatureClay contains the necessary minerals to activate the functions of the skin by stimulating cellular metabolism.

**With the application of NatureClay products you can:**


increase the supply of oxygen making skin tissues function and regenerate better, which is left cleaner, firmer and revitalized, resulting in a younger and healthier look with an increase in the effectiveness of all of your other cosmetic treatments.

**NatureClays are one of the most versatile cosmetic ingredients:**

mixing directly with water, hydrosols or extracts for direct application to the skin as detoxifying, regenerative mask treatments or formulated into products such as, face masks and scrubs, creams and shampoos. The clays allow the enrichment of formulas with the energy and vitality of their trace elements and the dynamics of their natural colors. They are representative of the rich earth and Mediterranean forests from where they are mined.




**Tan Illite**




**Gray Illite**



**Black Kaolin**




**Pink Kaolin**



**White Kaolin**




**Green Illite**



**Orange Illite**




**Green Bentonite**



**Red Kaolin**

**Note:** Colors are representative of clays when wet with water.  
(It is recommended that individual tests be made to determine color strength)





### **Kaolin Applications:**

Kaolin, available in compositions and colors offers a variety of mineral profiles to treat the skin for a variety of conditions. In cosmetics Kaolin is used as an extender and suspending agent in a variety of cosmetic preparations. It is used in lotions, creams, powders and color cosmetics.

### **Bentonite Applications:**

Bentonite, also known as Montmorillonite, differs from the other mineral clays in it's ability to attract and trap toxins drawing them to the surface for removal. Bentonite is one of the best detoxifying clays for anything from acne to inflammation. Also great for controlling itchy skin conditions. In cosmetics Bentonite offers stability and texture to creams, lotions and cleansing systems due to its swelling capability.

### **Illite Applications:**

Illite differs from the other clays in that it does not swell. Its benefits are much more healing that they are drawing. In cosmetics the Illite clays offer powerful tools for specific tissue response to their minerals.

### **Usage Tips and Basic Recipes:**

**Body Wraps:** Choose the appropriate clay. Mix with approximately 60% distilled water, extract or hydrosol. You may add essential oils, appropriate to your desired activity, mix well to form a paste. Dredge gauze through the paste and apply to desired areas, avoiding delicate areas. Leave on to dry, spraying with additional liquid if it dries too fast. Remove the gauze then rinse with warm water or spray off with hydrosol.

**Facial Masks:** Choose the appropriate clay. Mix 2 teaspoons clay with 1 tablespoon distilled water, extract or hydrosol. Add 3 to 4 drops of the essentials oils appropriate to your desired activity, mix to form a paste. If your mask is intended to treat dry skin you may also add ½ to 1 teaspoon of your favorite carrier oil, carrot is especially nice. For soothing clay you may add 1 teaspoon of Oat Flour. Smooth onto the skin with a fan brush or with fingertips, avoiding the lips and eyes, allow to dry for 10 to 15 minutes. Using a warm, wet washcloth, press it onto the mask and hold for a minute or so to loosen mask. Rinse with plenty of warm water. Once the mask is completely removed you may wish to rinse with cool water to restore normal skin tone. Spritz with hydrosol or toner to close the pores.

**Acne Spot Treatments:** Mix and equal amount of Black Kaolin clay with Witch Hazel Hydrosol to form a paste. Add 1 drop each lavender, lemon and camphor or tea tree essential oil per teaspoon of paste. Apply to blemishes. Let dry. Remove with a cotton swab soaked with Witch Hazel Hydrosol.

**Itch / Bite Spot Treatments:** Mix an equal amount of Green Bentonite clay with Lavender hydrosol to form a paste. Add 1 drop each geranium and lavender essential oil per teaspoon of paste. Apply to bites. Let dry. Remove with a cotton swab soaked with Lavender Hydrosol.

**Fine Line Treatments:** Mix ½ teaspoon Orange Illite clay with ½ teaspoon Rose Hydrosol to form a paste. Premix 1 drop each Rock Rose (Labdanum) and Carrot Seed essential oils to 1 teaspoon of Rose Hip Seed Oil. Add to paste. Apply to lines making sure to not get it into eyes or directly onto lips. Let it for 10 minutes. Remove with soft wash cloth soaked with Rose Hydrosol.

## CLAY COMPOSITION AT A GLANCE

Name	Gray Illite	Black Kaolin	Tan Illite	Green Illite	Orange Illite	Red Kaolin	Green Bentonite	Pink Kaolin	White Kaolin
<b>Color - Dry</b>	Dark Gray	Grayish Black	Puddy	Yellowish Green	Orange	Burnt Orange	Lite Green	Pink	Off white
<b>Color - Wet</b>	Medium Gray	Black	Puddy	Light Yellow	Rust	Red	Green	Dark Pink	Light Gray
<b>INCI Name</b>	Illite	Kaolin	Illite	Illite	Illite	Kaolin	Bentonite	Kaolin	Kaolin
<b>Natural Clay(%)</b>	>99.9%	>99.9%	>99.9%	> 99.9%	> 99.9%	> 99.9%	>99.9%	>99.9%	>99.9%
<b>TYPICAL PHYSICAL PROPERTIES</b>									
<b>pH Value (± 1%)</b>	8.63	5.1	8.2	8.7	9	9	7.5	7	5.9
<b>Humidity</b>	< 7%	< 7%	< 7%	< 7%	< 7%	< 7%	< 7%	< 7%	< 7%
<b>Density (lbs./ft.3)</b>	32.5	42.4	33.7	30	31.2	40	42.2	34.1	31
<b>% Thru 325 Mesh (min.)</b>	95	95	95	95	95	95	95	95	95
<b>Texture</b>	Smooth/ Creamy	Coarse	Slightly Grainy	Slightly Coarse	Soft/ Smooth	Soft/ Smooth	Slightly Grainy	Soft/ Smooth	Smooth/ Creamy
<b>Skin Effects</b>	Anti Cellulite	Anti Acne	Toning Invigorating	Purification	Oxygen ating	Absorbent	Detoxifying	Soothing Anti-Irritant	Sensitive Skin